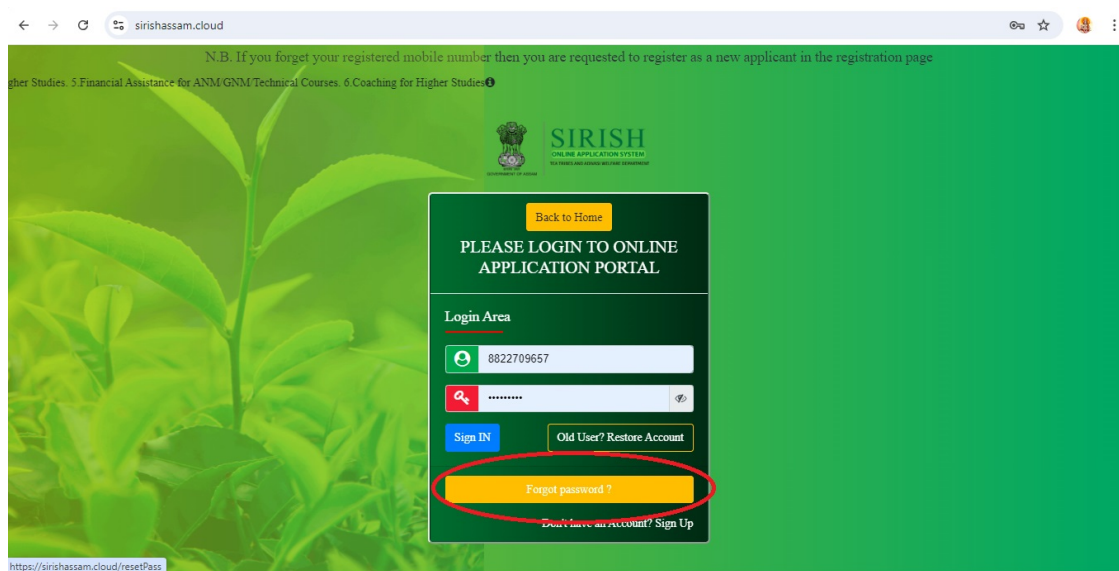
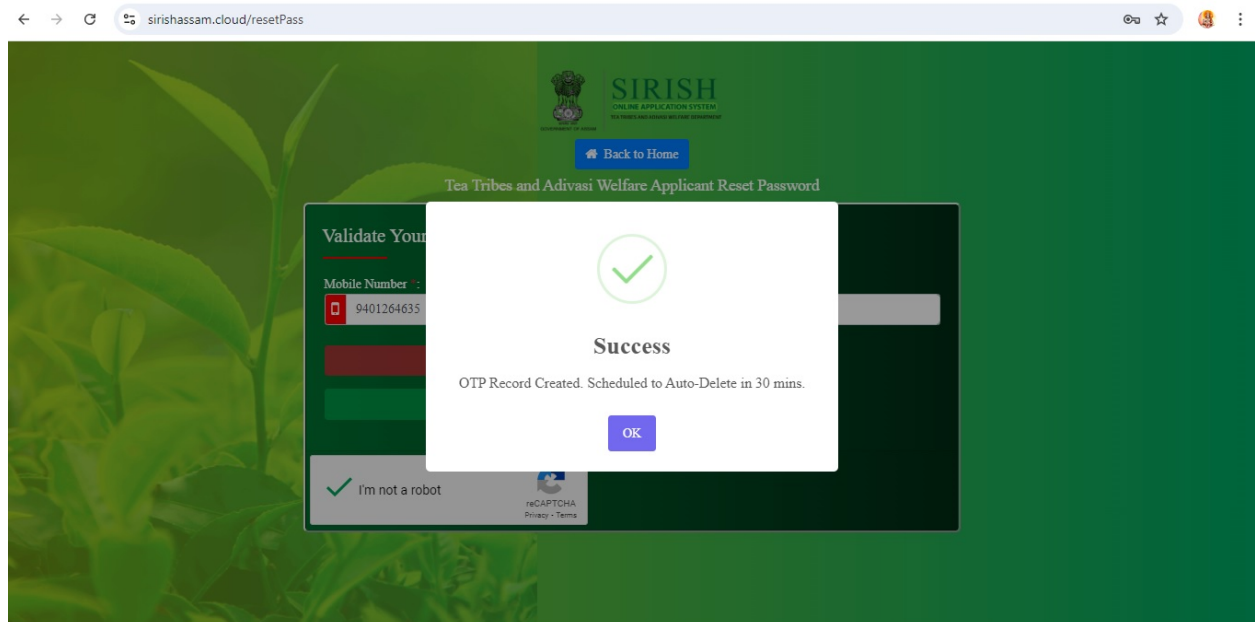


## Steps by step guide to recover Old Login ID and Password of the applicant

Step 1: Click on the “Forgot Password?” tab.




Step2: Enter registered mobile number in the portal, select check box “ I’m not a robot” and click on “Get OTP”. The successful delivered OTP will show the following message on the screen.



Step3: After fillup OTP which receives on the registered mobile number, Click on “Validate OTP Now”. This will open a new screen for changing password.

← → ↻ sirishassam.cloud/resetPass

 **SIRISH**  
ONLINE APPLICATION SYSTEM  
TEA TRIBES AND ADIVASI WELFARE DEPARTMENT

[Back to Home](#)

Tea Tribes and Adivasi Welfare Applicant Reset Password

**Validate Your Mobile Number**


Mobile Number :

Enter OTP sent to Mobile :

Please Wait 91 Seconds to Resend OTP


[Get OTP](#)

[Validate OTP Now](#)

☒ I'm not a robot 

Step4: Enter new password and confirm. Click on “Submit Now”.

← → ↻ sirishassam.cloud/resetPass

 **SIRISH**  
ONLINE APPLICATION SYSTEM  
TEA TRIBES AND ADIVASI WELFARE DEPARTMENT

[Back to Home](#)

Tea Tribes and Adivasi Welfare Applicant Reset Password

**Enter Your Details**

Enter Login Password :


Confirm Login Password :

[Submit Now](#)

Step5: After click on “Submit Now” button, the login credential page will appear which you can save or print for future reference.

The screenshot shows a web browser window with the address bar displaying "sirishassam.cloud/resetPass". The page has a green background with a tea plant image on the left. At the top center, there is a logo for "SIRISH ONLINE APPLICATION SYSTEM" and a "Back to Home" button. Below the logo, the text "Tea Tribes and Adivasi Welfare Applicant Reset Password" is displayed. There are two buttons: "Print Details" and "Login Now". The main content area states: "Your new Login Credentials to Tea Tribe Welfare Scholarship Scheme is as Follows:" followed by "Userid: 9'012'4'35" and "Password: a". It then says: "Please keep this User ID and Password with you for any future correspondence with the Department related to your Online Application". Below this, it says: "The following are the list of documents to be submitted schemewise:" and lists a bullet point: "• For Pre-Matric Scholarship for the students of Tea Tribes Community of Assam". Under this bullet point, it says "List of documents to be uploaded" and lists six items: 1. Original copy of Birth Certificate; 2. Undertaking on annual income as per attached format; 3. Original copy of caste certificate; 4. Original copy of Mark-sheet of last examination passed; 5. Certificate from Headmaster as per attached format; 6. First page of applicant's bank passbook.

← → ↻ sirishassam.cloud/resetPass

 **SIRISH**  
ONLINE APPLICATION SYSTEM  
TEA TRIBES AND ADIVASI WELFARE SCHOLARSHIP

[Back to Home](#)

Tea Tribes and Adivasi Welfare Applicant Reset Password

[Print Details](#) [Login Now](#)

Your new Login Credentials to Tea Tribe Welfare Scholarship Scheme is as Follows:

**Userid: 9'012'4'35**  
**Password: a**

Please keep this User ID and Password with you for any future correspondence with the Department related to your Online Application

The following are the list of documents to be submitted schemewise:

- For Pre-Matric Scholarship for the students of Tea Tribes Community of Assam  
List of documents to be uploaded
  1. Original copy of Birth Certificate;
  2. Undertaking on annual income as per attached format;
  3. Original copy of caste certificate;
  4. Original copy of Mark-sheet of last examination passed;
  5. Certificate from Headmaster as per attached format;
  6. First page of applicant's bank passbook.